


# A Face For Each Feeling Word

Draw a face in each of the circles. Write a sentence under each face.


happy    sad    angry    silly  
sleepy    afraid




.....  
He's sad.




.....




.....



.....




.....



.....

# My Favourite Bug



The insect Song

The mosquito is quiet.  
Shh, shh, shh.


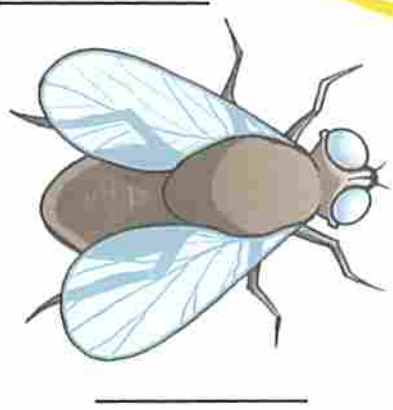
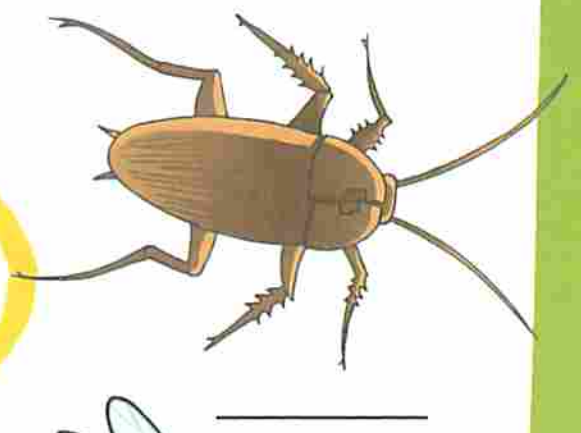
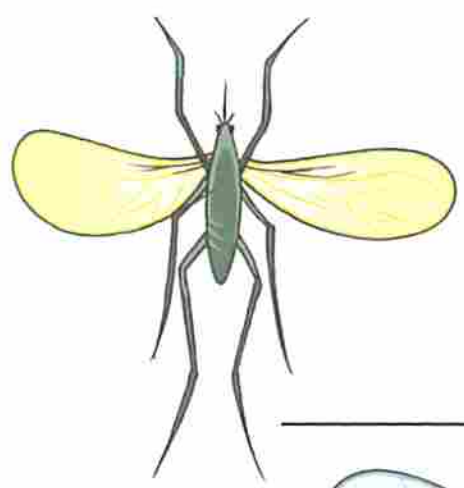
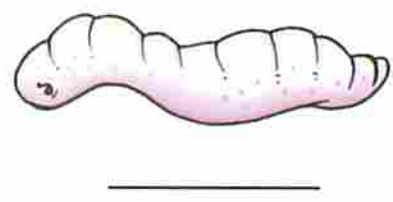



The wasp buzzes.  
Buzz, buzz, buzz.

The cockroach crawls.  
Tic, tic, tic.

Spray, spray, spray.  
Bugs, go away!

Write the names of the insects on the lines.



# Seasons of the Year

Look at the seasons of the year. Under each season, write sentences about the weather.

The diagram is a circle divided into four equal sections by a central point. Each section is labeled with a season and contains specific weather-related icons and writing lines.

- Autumn:** Located on the left side, featuring yellow and orange leaves. The word "Autumn" is written vertically in yellow.
- Winter:** Located at the top, featuring a snowflake and bubbles. The word "winter" is written in blue.
- Spring:** Located on the right side, featuring a bouquet of flowers and a single flower. The word "Spring" is written vertically in yellow.
- Summer:** Located at the bottom, featuring a smiling sun wearing sunglasses and a seashell. The word "Summer" is written in blue.

Each quadrant contains several horizontal dotted lines for writing. The winter quadrant has a pre-filled sentence: "It's snowy" followed by a dotted line.